



**Volleyball  
Canada**

SPIETH America is proud to  
be the Official Net System  
of Volleyball Canada.

an **ABÉO** company

## VOLLEYBALL POSTS



### 3" DIAMETER POSTS [ALUMINUM OR STEEL]

#### Equipment Features

- Infinite height adjustment
- Pre-marked net heights within the full volleyball range
- Telescoping tubes are quickly and securely locked into position with an exclusive "T" locking handle.
- Self-locking external winch with collapsible handle, provides smooth, controlled and even tension over the entire net surface.
- 3" Insider Diameter (I.D.) Floor Sockets Required, posts can be used with Hinged Cap Floor Sockets [209] or Floating Floor Sockets [214VB].



Easy to adjust exclusive "T" Handle



Adjusting Winch

#### Available Products & Parts

<b>SAVB303ACS</b>	Aluminum Posts Complete System
<b>SAVB303A</b>	Aluminum End Post Only
<b>SAVB303AW</b>	Aluminum Winch Post Only
<b>SAVB303SCS</b>	Steel Posts Complete System
<b>SAVB303S</b>	Steel End Post Only
<b>SAVB303SW</b>	Steel Winch Post Only
<b>600019</b>	Replacement Clamp Style Winch

### SPIETH AMERICA Complete Volleyball Systems Include:

\*Sockets sold separately and post padding color required at time of order.

- Two Posts - one end post, one winch post
- One International Regulation Net
- One Pair of Post Padding
- One Pair of Net Antennae with Support Tube

## REFEREE PLATFORM

**REFEREE PLATFORM** FREE STANDING

[VB-600]

**Equipment Features**

- Wheels on the base facilitate transport
- Non-marking wheels and feet
- Compact collapsed size and smooth rolling function make storage easy and space efficient.
- Compatible with any volleyball system.



## VOLLEYBALL PADDING

**REFEREE PLATFORM PADDING** [208]**Equipment Features**

- Padding wraps around the Referee Platform and is secured to the frame with hook and loop fasteners.

**POST PADDING** [219]**Equipment Features**

- Padding wraps around the post and is secured with hook and loop fasteners.
- Center Post Padding [219C] is manufactured in two sections, both secured with hook and loop fasteners, to allow nets to extend in both directions from the post.

**Customize Your Padding!**

Show your school spirit!

Submit your school or team logo as a vector file to your SA Sales Rep.

**Vinyl Color Options Available:**

RED	ORANGE	YELLOW	GREEN
DARK BLUE	BLUE	LIGHT BLUE	PURPLE
PINK	WHITE	GRAY	BLACK

## VOLLEYBALL FLOOR SOCKETS



### HINGED FLOOR SOCKET [209]

#### Equipment Features

- Recommended for all floor types, except floating floors.
- 3.060" I.D. floor sockets
- Constructed with solid brass floor cover and steel floor sleeve
- Installed to a depth of 9.5" into concrete sub-floor



### FLOATING FLOOR SOCKET [214VB]

#### Equipment Features

- Recommended for all floating floors only
- 5" I.D. solid brass floor cover, and 3.060" I.D. steel floor sleeve.
- Installed depths vary depending on the floor construction and may effect the post height and net.

## POST STORAGE ACCESSORIES



### POST STORAGE RACK [220]

#### Equipment Features

- Constructed of steel tubing with non-marking castors
- Will hold up to 6 volleyball or badminton posts
- Measures approximately 26"W x 59"L x 30"H



### WALL MOUNTED STORAGE BRACKETS [237]

#### Equipment Features

- One Pair of posts is securely held in place
- Vertical or horizontal mount



## VOLLEYBALL NETS

**INTERNATIONAL REGULATION NET** [H5088-06]**Equipment Features**

- 6 point connection to the posts
- Meets international specifications
- 9.5m Long x 1m High with 12.5m Kevlar top rope

**TOURNAMENT NET** [H5034-05]**Equipment Features**

- 4 point connection to the posts
- Knotless 3mm diameter polypropylene
- 9.5m Long x 1m High with 12.5m Kevlar top rope

**SITTING VOLLEYBALL NET** [H5266-06]**Equipment Features**

- 6 point connection to the posts
- Meets international specifications
- 6.5m Long x 0.8m High



## VOLLEYBALL NET ACCESSORIES

**NET HEIGHT GAGE** [239]**Equipment Features**


- Quick and easy to use for setting up and checking net height.

**NET ANTENNAE** [H502]**Equipment Features**

- Sold in a pair
- Comes complete with pockets
- Secures to net using hook and loop fastener

**NET BUTLER** [238]**Equipment Features**

- Convenient way to roll, hang, and store your volleyball net
- Net sold separately



## HUCK NET SET UP INSTRUCTIONS

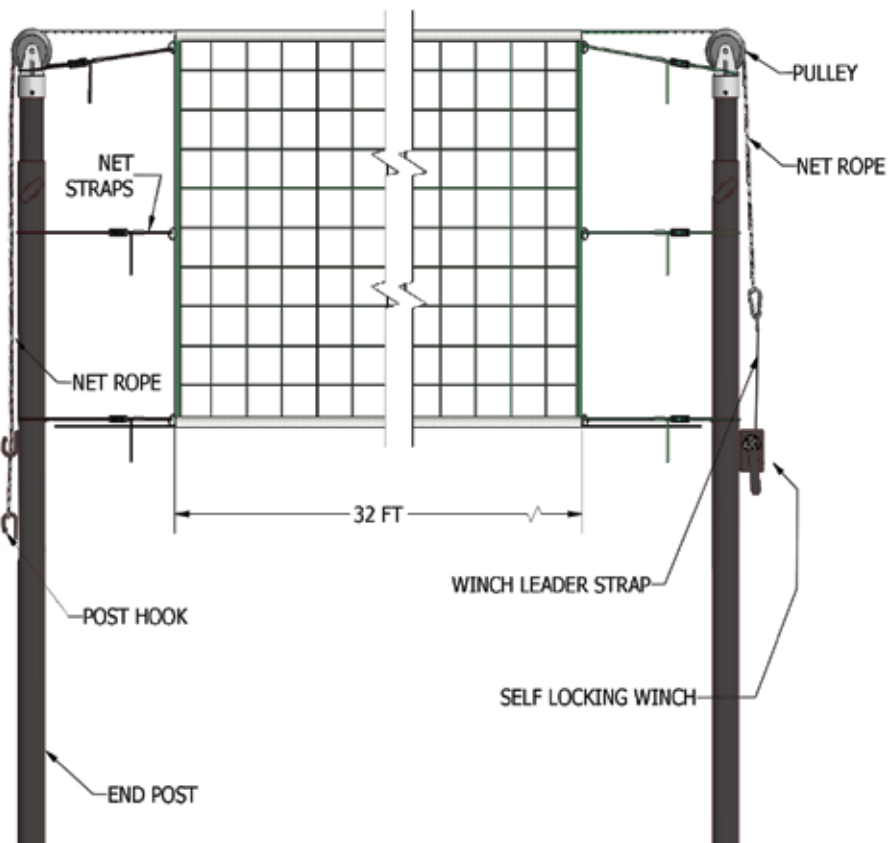
1. Loop rope around volleyball pole.
2. Loop rope around cleat peg and pull until desired tension is reached.
3. Wrap rope all the way around the cleat peg and pull firmly.
4. While pulling rope tight, insert into cleat teeth to lock the system.

For final installation reference please see previous page



## VOLLEYBALL SET UP INSTRUCTIONS

1. Place posts in floor sockets.
2. Adjust end post heights to either regulation men or women's height.
3. Attach net rope to post hook at one end and to winch leader strap at other end ensuring that both cables are over pulleys.
4. Tighten winch until net height at centre court meets regulation height.  
Note: do not tighten winch past this point.
5. Tighten net straps at either end (See Huck Net Instruction).  
Note: keep straps horizontal as possible.
6. Adjust end of net height to meet regulation height by adjusting position of net straps on post.
7. If there are ropes on the bottom of the net, tie them off to the end posts.



## BADMINTON POSTS & NETS

### BADMINTON POSTS [211] - Individual Post [231] - Portable Posts (pair)

#### Equipment Features

- 1.9" O.D. Steel Post
- Quick and easy height adjustment

### BADMINTON REGULATION NET [H6001-06]


#### Equipment Features

- 6.02m x 76cm, black mesh size approx. 18mm.
- 8m Kevlar tension cord

### BADMINTON TRAINING NET [H607-06]

#### Equipment Features

- 6.10m x 76cm, black mesh size approx. 20mm
- Reinforced with nylon cord



## BADMINTON FLOOR SOCKETS

### BADMINTON SOCKET [170]

#### Equipment Features

- Recommended for all floor types, except floating floors.
- 1.9" I.D. floor sockets
- Constructed with solid brass floor cover and steel floor sleeve
- Installed to a depth of approx. 6.5" into concrete sub-floor



[170]

### FLOATING BADMINTON SOCKET [214B]

#### Equipment Features

- Recommended for all floating floors only
- 5" I.D. solid brass floor cover, and 1 7/8" I.D. steel floor sleeve.



[214B]

### SOCKET INSERT ADAPTOR [169]

#### Equipment Features

- Allow you to reduce the 3" I.D. Volleyball Socket into 1 7/8" I.D. Badminton Socket



[169]